

Tunbridge Wells u3a - Questionnaire 2020 - **Final Report**

Number of Responses received = 296

The numbers below are percentages, unless otherwise stated

Q2. WHAT IS YOUR EMAIL ADDRESS? OR NONE

Two replies of “**None**”

Q3. HOW DID YOU HEAR ABOUT OUR u3a

A friend	66.6%
A family member	12.2%
The TW u3a website	10.1%
The National u3a website	6.1%
Many other individual answers	-

Q4. WHY DID YOU DECIDE TO JOIN OUR u3a

Many individual answers.

Q5. WHAT OTHER LOCAL ORGANISATIONS DO YOU BELONG TO

None	25.0%
Church/Religious Organisation	22.3%
Arts Society	19.3%
Ramblers	8.8%
Another u3a	7.4%
Age UK	4.1%
Women's Institute	2.7%
Rotary	2.0%
Civic Society	1.0%
Friends of TWMLAG	1.0%
Inner Wheel	1.0%
Oddfellows	1.0%
InChoir	0.7%
Probus	0.7%
Social group of ex-colleagues/walking	0.7%
Tennis Club	0.7%
Tunbridge Wells Rambling Club	0.7%
Village Society/book club/tennis club	0.7%
WEA	0.7%
YMCA West Kent	0.7%
All remaining answers were individual	-

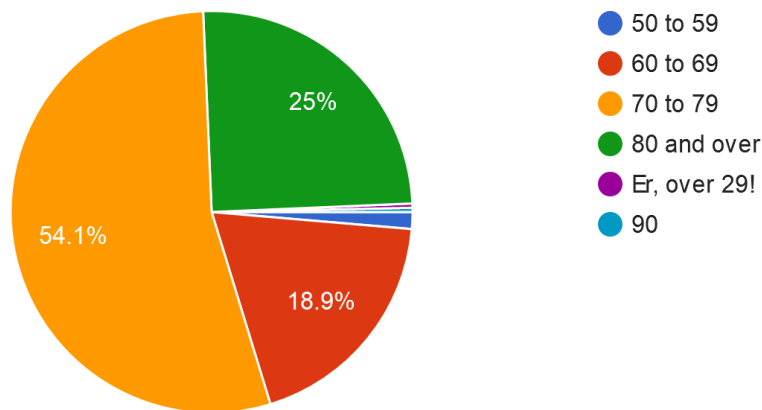
Q6. DO YOU USE SOCIAL MEDIA

WhatsApp	57.8%
Facebook	42.6%
NextDoor	30.1%
I do not use social media	28.0%
Twitter	9.8%
Instagram	8.4%
Tik Tok	1.4%
All the other answers were individual	-

Q7. YOUR AGE GROUP IS

Your age group is?

296 responses



Q8. IS THERE ANYTHING THAT HAS MADE IT DIFFICULT FOR YOU TO JOIN IN ANY OF THE ACTIVITIES IN OUR u3a

NO	75.0%
MY HEALTH	9.1%
MY FAMILY CIRCUMSTANCES	4.4%
All the other answers were individual	-

Q9. WHAT JOBS HAVE YOU DONE IN THE PAST

(some members ticked more than one)

EDUCATION	35.8%
OFFICE/ADMINISTRATION	27.4%
FINANCE	18.2%
MEDICAL PROFESSIONS	14.9%
CENTRAL OR LOCAL GOVERNMENT	13.2%
RETAILING/FASHION/HAIRDRESSING	7.4%
SOCIAL WORK/COUNSELLING/HR	7.1%
PUBLISHING/BOOKSELLING etc.	6.4%
IT/COMPUTING/COMMUNICATIONS	6.1%
MEDIA/MARKETING/ADVERTISING/PUBLIC RELATIONS	5.1%
LAW	4.7%
PROPERTY	4.4%
ART/MUSIC/PHOTOGRAPHY	3.7%
ENGINEERING	3.7%
SCIENCE	3.7%

Q10. ARE YOU WORKING NOW

NO	77.0%
VOLUNTARY WORK (unpaid)	24.7%
PART TIME	7.8%
CHILDCARE RESPONSIBILITIES (paid or unpaid)	6.8%
YES	1.7%
All other answers were individual	-

Q11. WHAT ARE YOUR LEISURE INTERESTS

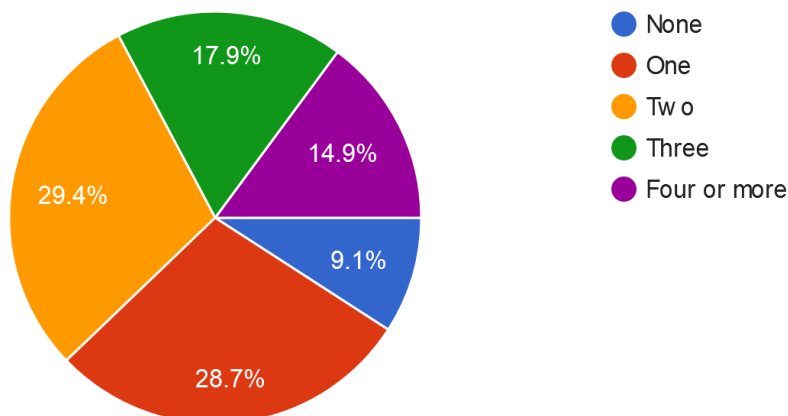
(top twelve answers - most members ticked more than one)

WALKING AND EXERCISE	73.3%
TRAVELLING AND HOLIDAYS	60.5%
CINEMA/THEATRE	58.4%
MEETING PEOPLE	57.4%
EATING OUT	57.1%
GARDENING	53.7%
READING/POETRY	51.7%
ART/PHOTOGRAPHY/MUSIC/SINGING	48.3%
HISTORY	42.2%
COOKING	31.4%
CURRENT AFFAIRS	31.1%
BIRD WATCHING	17.9%

Q12. HOW MANY OF OUR TW INTEREST GROUPS DID YOU BELONG TO IN 2019/2020

How many of our TW interest groups did you belong to in the year 2019/2020?

296 responses



Q13. WHICH CATEGORIES OF INTEREST GROUPS DID YOU BELONG TO IN 2019/2020

OUTINGS AND VISITS	36.8%
EXERCISE, SPORT, WALKING	31.8%
LANGUAGES, BOOK CLUBS	20.9%
ARTS AND CRAFTS	18.9%
MUSIC, SINGING, DANCING	16.2%
BOARD AND INDOOR GAMES, PUB QUIZ	13.9%
FOOD, DRINK AND EATING OUT	13.5%
HISTORY, DISCUSSION GROUPS	11.5%
COMPUTING, FILM, PHOTOGRAPHY, VIDEO	11.1%
SOCIAL GROUPS	9.5%
SCIENCE, TECHNOLOGY, TRANSPORT	8.4%
NONE	7.1%
NATURE	5.4%
LITERATURE, DRAMA	3.4%
MATHEMATICS, GRAPHOLOGY	1.7%

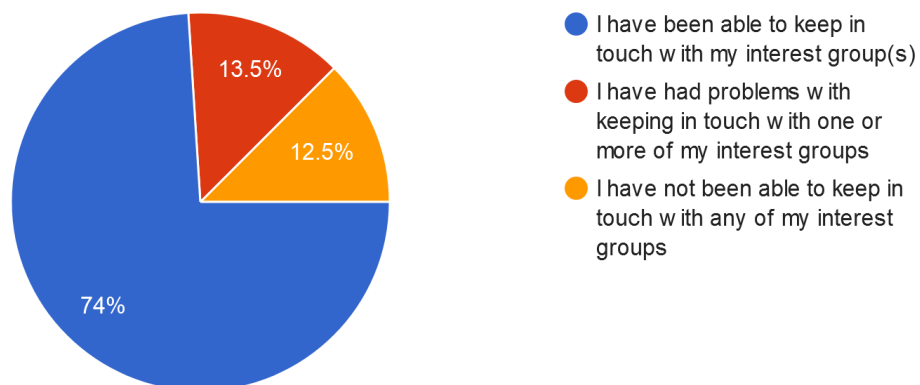
Q14. HAVE YOU HAD ANY DIFFICULTIES IN JOINING OUR INTEREST GROUPS

NO	80.4%
YES	15.2%
WAS THE INTEREST GROUP THAT YOU PREFERRED ALREADY FULL	10.1%
WAS THE INTEREST GROUP THAT YOU PREFERRED ON A DAY THAT DID NOT SUIT YOU	8.4%
WAS IT DIFFICULT FOR YOU TO TRAVEL TO THE LOCATION OF THE INTEREST GROUP	4.4%

Q15. HAVE YOU BEEN ABLE TO KEEP IN TOUCH WITH YOUR INTEREST GROUPS (SINCE LOCKDOWN IN MARCH 2020)

Since March 2020 and the first COVID-19 lockdown, have you been able to keep in touch with your interest groups?

296 responses



Q16. USING ZOOM

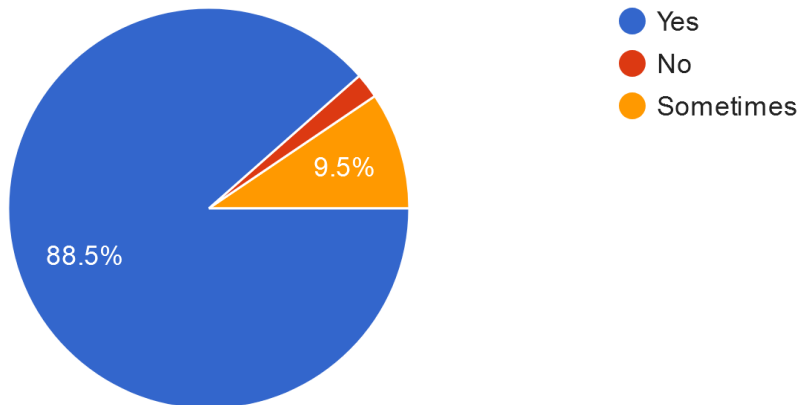
I AM ALREADY ABLE TO USE ZOOM FOR ONLINE MEETINGS	85.1%
I AM NOT ABLE TO USE ZOOM FOR ONLINE MEETINGS	12.5%
I SHOULD LIKE TO BE ABLE TO JOIN ONLINE TALKS ON ZOOM	13.2%
I SHOULD LIKE SOME INTEREST GROUPS TO CONTINUE ONLINE ON ZOOM AFTER THE PANDEMIC EMERGENCY	12.2%
I SHOULD LIKE SOME OTHER ONLINE ACTIVITIES TO CONTINUE ON ZOOM AFTER THE PANDEMIC EMERGENCY	6.1%
I SHOULD LIKE TO BE ABLE TO JOIN OTHER ONLINE ACTIVITIES ON ZOOM	5.7%
I SHOULD LIKE TO BE ABLE TO JOIN ONLINE COFFEE MORNINGS ON ZOOM	4.1%
I SHOULD LIKE SOME NEW ONLINE INTEREST GROUPS TO BE CREATED TO OPERATE ON ZOOM	3.7%
I SHOULD LIKE TO BE ABLE TO USE ZOOM, AND WOULD WELCOME SOME HELP FROM OUR u3a	2.7%

A few members would have used an extra option - "I do not want to use Zoom"

Q17. DO YOU READ OUR MONTHLY NEWSLETTER

Do you read our monthly Newsletter?

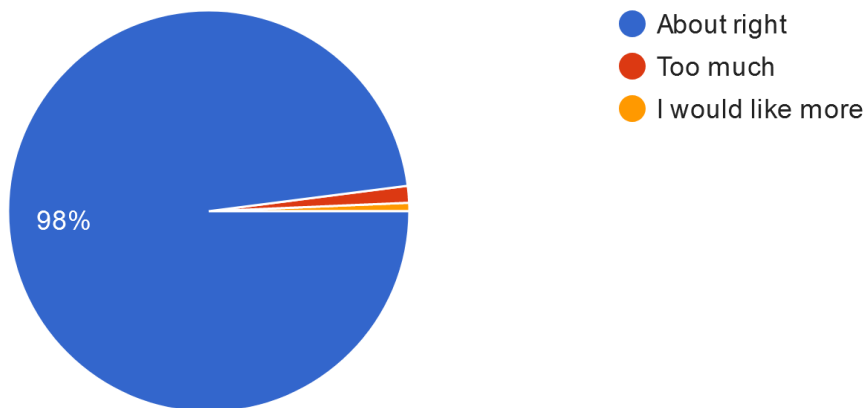
296 responses



Q18. FREQUENCY OF OUR COMMUNICATIONS

Considering the various communications that you receive from our u3a, is this frequency -

296 responses



Q19. WHAT ELSE WOULD YOU LIKE OUR u3a TO OFFER TO YOU

Many members are happy with the existing situation.
Other members made individual comments.

Q20. TELL US HOW YOU FEEL ABOUT OUR u3a

This chart shows the number of members replying to each question

Please tell us how you feel about our u3a.

